



# OUTSIDE



**The grounds of the museum are as much a part of the Crystal Bridges experience as the art inside.**

More than five miles of trails invite you to explore and immerse yourself in the beauty of our native Ozark forest. Each trail offers different plant life, terrain, and ecosystems.

The trails and grounds change character with each season, and they are open year-round for your enjoyment.

#CrystalBridges @CrystalBridgesMuseum

## ART TRAIL



The Art Trail connects the museum's south entrance to the Crystal Bridges Trail, and features a variety of sculptures, native plants, and waterways.



*Length: 0.5 mile*  
*Surface: Hard surface, walking and biking trail*  
*Difficulty: Moderate slope with incline*

## CRYSTAL BRIDGES TRAIL



Part of the City of Bentonville Trail System and the Razorback Greenway, Crystal Bridges Trail connects the Art Trail with downtown Bentonville. The trail begins at NE 3rd Street, and culminates at NE A Street at the northern edge of the museum grounds,

near the trailheads for Slaughter Pen Hollow. Crystal Bridges Trail features a beautiful walk through Compton Gardens, a mountain bike trail, and an overlook area where visitors can view the museum campus from the ridge above.

*Length: 1 mile*  
*Surface: Hard surface, walking and biking trail*  
*Difficulty: Moderate slope to steep incline*

## NORTH FOREST TRAIL



The longest trail on Crystal Bridges' property, the paved North Forest Trail features several outdoor sculptures and hundreds of spring-blooming dogwoods.

*Length: 1.1 mile loop*  
*Surface: Hard surface, walking and biking trail*  
*Difficulty: Moderate slope*

## NORTH LAWN TRAIL



Enjoy views of the museum's gallery bridge, as well as up-close encounters with Mark di Suvero's monumental sculpture, *Lowell's Ocean*, and Buckminster Fuller's Fly's Eye Dome on this trail across the North Lawn. It connects to the museum's north entrance with an elevator to the North Forest Trail. Several flights of steps connect to the trail as well.

*Length: 0.25 mile*  
*Surface: Hard surface, walking and biking trail*  
*Difficulty: Moderate slope*



## ORCHARD TRAIL



The Orchard Trail provides access to Crystal Bridges' main entrance from Orchards Park and NE J Street. The trail features an evergreen forest with several species of pine trees as well as Eastern red cedars.

*Length: 0.5 mile*

*Surface: Hard surface, walking and biking trail*

*Difficulty: Gentle slope*

## ROCK LEDGE TRAIL



The Rock Ledge Trail takes its name from the rock bluffs once carved into the hills to make way for a nineteenth-century railroad that was never completed. This pedestrian-only trail features large colonies of serviceberry and wild hydrangeas.

*Length: 0.5 mile*

*Surface: Crushed granite, hiking trail*

*Difficulty: Moderate slope with steps*

AT RIGHT, FROM TOP: George Segal, *Three People on Four Benches*, 1979, bronze figures with white patina, aluminum benches, and paint, 52 x 144 x 58 in. Gift of The George and Helen Segal Foundation. R. Buckminster Fuller, *Fly's Eye Dome*, 1961, fabricated ca. 1980, 38 x 50 x 50 ft., fiberglass-reinforced polyester. James Turrell, *The Way of Color*, 2009, stone, concrete, stainless steel, and LED lighting, 19 ft. x 54 ft. 4 in., oculus: 114 in. diameter. © James Turrell. Leo Villareal, *Buckyball*, 2012, aluminum tubing clad with LED lights atop aluminum plinth, 30 ft. x 144 in. x 144 in. © Leo Villareal.

## TULIP TREE TRAIL + CRYSTAL SPRING TRAIL



The Tulip Tree Trail features some of the largest trees on the Crystal Bridges grounds and includes the Tulip Tree Shelter, a scale mock-up of the museum's roof structure created during the design phase. Forming a loop from the Tulip Tree Trail, Crystal Spring Trail features a natural spring that flows from the ground at a cool 50 degrees and feeds into the museum's ponds.

*Length: 0.75 mile*

*Surface: Crushed granite, hiking trail*

*Difficulty: Moderate slope with steps*



### **Buckyball**

Leo Villareal's *Buckyball* features 180 LED tubes arranged to form two nested geodesic spheres: a structure based on designs by architect Buckminster Fuller. The

LED tubes are tuned by the artist's software, creating ever-changing displays of light and color. It is illuminated from 10 a.m. to 11 p.m., changing from subtle daytime mode to the more vibrant evening mode shortly after dark.



### **Fly's Eye Dome**

Known for his geodesic dome designs, R. Buckminster Fuller conceived of the Fly's Eye Dome in 1966 and produced three fiberglass prototypes. Originally intended as a means of

inexpensive, efficient housing, the 50-foot prototype, now at Crystal Bridges, is the largest of the trio.



### **Skyspace: The Way of Color**

Each day at sunrise and sunset, a light display inside James Turrell's Skyspace features changing colors that alter perceptions of the color of the sky viewed through an oculus

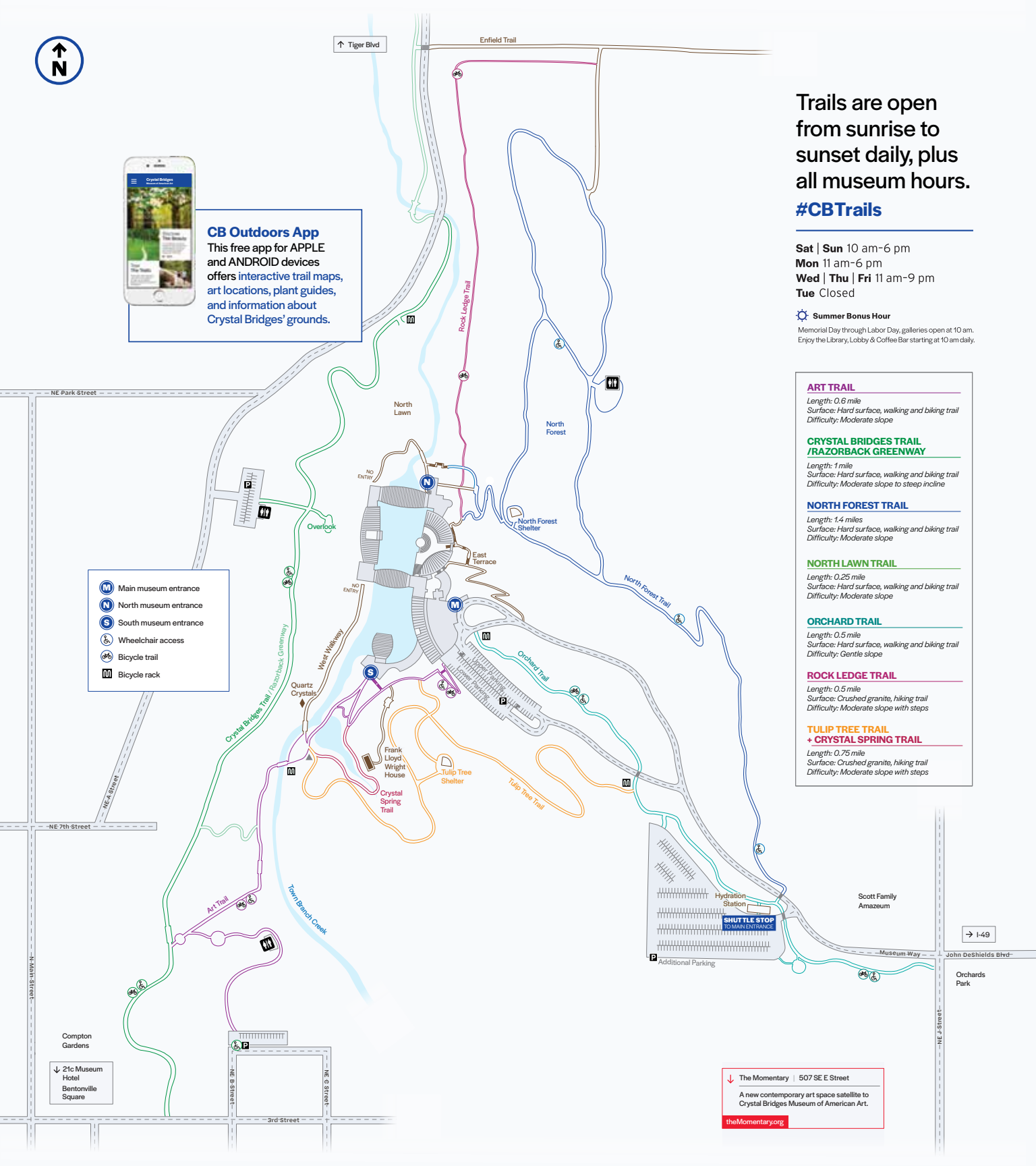
in the roof. Each experience takes about 30 to 40 minutes.



### CB Outdoors App

This free app for APPLE and ANDROID devices offers interactive trail maps, art locations, plant guides, and information about Crystal Bridges' grounds.

- Main museum entrance
- North museum entrance
- South museum entrance
- Wheelchair access
- Bicycle trail
- Bicycle rack



# Trails are open from sunrise to sunset daily, plus all museum hours.

## #CBTrails

Sat | Sun 10 am-6 pm

Mon 11 am-6 pm

Wed | Thu | Fri 11 am-9 pm

Tue Closed

### Summer Bonus Hour

Memorial Day through Labor Day, galleries open at 10 am. Enjoy the Library, Lobby & Coffee Bar starting at 10 am daily.

#### ART TRAIL

Length: 0.6 mile  
Surface: Hard surface, walking and biking trail  
Difficulty: Moderate slope

#### CRYSTAL BRIDGES TRAIL /RAZORBACK GREENWAY

Length: 1 mile  
Surface: Hard surface, walking and biking trail  
Difficulty: Moderate slope to steep incline

#### NORTH FOREST TRAIL

Length: 1.4 miles  
Surface: Hard surface, walking and biking trail  
Difficulty: Moderate slope

#### NORTH LAWN TRAIL

Length: 0.25 mile  
Surface: Hard surface, walking and biking trail  
Difficulty: Moderate slope

#### ORCHARD TRAIL

Length: 0.5 mile  
Surface: Hard surface, walking and biking trail  
Difficulty: Gentle slope

#### ROCK LEDGE TRAIL

Length: 0.5 mile  
Surface: Crushed granite, hiking trail  
Difficulty: Moderate slope with steps

#### TULIP TREE TRAIL + CRYSTAL SPRING TRAIL

Length: 0.75 mile  
Surface: Crushed granite, hiking trail  
Difficulty: Moderate slope with steps



↓ The Momentary | 507 SE E Street  
A new contemporary art space satellite to Crystal Bridges Museum of American Art.  
[theMomentary.org](http://theMomentary.org)



Tulip Tree Shelter



Crystal Spring



North Lawn

## DISCOVER THE GROUNDS

Build a personal connection with nature and explore Crystal Bridges' 120-acre park with our expert grounds team in our educational program, Discover the Grounds. Free with online registration. Find more information on programs and tours at [CrystalBridges.org](http://CrystalBridges.org). Discover the Grounds is sponsored by Blue Rhino.

## ECOBOXES

EcoBoxes are outdoor audio devices located around the Crystal Bridges trails and grounds. A hand-crank provides the power to play recorded messages ranging from information about nearby artworks or native plants to sounds of birds or other animals. EcoBoxes are sponsored by The Coleman Company.

CRYSTAL BRIDGES OUTDOOR APP

DOWNLOAD!

## CB Outdoors

Free app for APPLE and ANDROID devices offers interactive trail maps, art and plant guides, and more.

## GUIDELINES FOR A SAFE & ENJOYABLE VISIT

- Trails are open from sunrise to sunset daily, and all museum hours.
- Please do not touch or climb on the sculptures (They can get very hot in the sun).
- Crystal Bridges is a tobacco-free campus except for designated smoking areas.
- Pets must be leashed, and are not allowed in museum buildings or Walker Landing. ADA-approved assistance animals are welcome in the museum.
- Weapons are prohibited on museum property.
- Bicycles are permitted on the Crystal Bridges Trail, Art Trail, North Forest Trail, North Lawn Trail, and Orchard Trail.
- Bringing alcoholic beverages on museum property is prohibited.
- For your safety, please stay on the trails, use caution on trail surfaces, and never walk alone.



### Summer Bonus Hours

Memorial Day through Labor Day, galleries open at 10 am. Enjoy the Library, Lobby & Coffee Bar starting at 10 am daily.

**Sat | Sun** 10 am–6 pm

**Mon** 11 am–6 pm

**Wed | Thu | Fri** 11 am–9 pm

**Tue** Closed



**Crystal Bridges**  
Museum of American Art

**CrystalBridges.org**

600 Museum Way, Bentonville, AR 72712  
General admission is sponsored by Walmart.

110120